

A520MT Motherboard




- Socket AM4 support AMD Ryzen™ 3rd Gen (Matisse/ Renoir) and Ryzen™ 4th Gen (Vermeer/ Cezanne) processors
- AMD A520 single chip architecture
- Supports 2-DIMM DDR4 up to 64 GB Memory
- Supports Realtek Gigabit LAN
- Supports Front USB 3.2 Gen2 Type-C
- Supports M.2 (32Gb/s)
- Supports HDMI 4K resolution

Specification

| | |
|------------------|--|
| CPU SUPPORT | Socket AM4 support AMD Ryzen™ 3rd Gen (Matisse/ Renoir) and Ryzen™ 4th Gen (Vermeer/ Cezanne) processors Support for future AMD Ryzen processors with BIOS update * Please refer to www.biostar.com.tw for CPU support list. |
| MEMORY | 4th Gen AMD Ryzen Processors (Vermeer CPUs): Supports Dual Channel DDR4 4400+(OC)/ 4000(OC)/ 3800(OC)/ 3600(OC)/ 3200/ 2933/ 2667/ 2400/2133 4th Gen AMD Ryzen with Radeon Graphics Processors (Cezanne APUs): Supports Dual Channel DDR4 4933+(OC)/ 4800(OC)/ 4600(OC)/ 4400(OC)/ 4000(OC)/ 3800(OC)/3600(OC)/ 3200/ 2933/ 2667/ 2400/ 2133 3rd Gen AMD Ryzen Processors (Matisse CPUs): Supports Dual Channel DDR4 4400+(OC)/ 4000(OC)/ 3800(OC)/ 3600(OC)/ 3200/ 2933/ 2667/ 2400/2133 3rd Gen AMD Ryzen with Radeon Graphics Processors (Renoir APUs): Supports Dual Channel DDR4 4933+(OC)/ 4800(OC)/ 4600(OC)/ 4400(OC)/ 4000(OC)/ 3800(OC)/3600(OC)/ 3200/ 2933/ 2667/ 2400/ 2133 2 x DDR4 DIMM Memory Slot, Max. Supports up to 64 GB Memory Each DIMM supports non-ECC 8/ 16/ 32 GB DDR4 module * Please refer to www.biostar.com.tw for Memory support list. |
| INTEGRATED VIDEO | By CPU model Supports DX12 Supports HDCP |
| STORAGE | Total supports 1x M.2 socket and 4 x SATA III (6Gb/s) ports AMD Ryzen 5000/5000 G/4000 G/3000 Processors 1 x M.2 (M Key) Socket (M2M_CPU): Supports M.2 Type 2242/ 2260/ 2280 SSD module Supports PCIe 3.0 x 4 (32Gb/s) & SATA III (6.0Gb/s) SSD AMD A520 Chipset 4 x SATA III Connector (6Gb/s) : Supports AHCI & RAID 0, 1, 10 |
| LAN | Realtek RTL8111H 10/ 100/ 1000 Mb/s auto negotiation, Half / Full duplex capability |






| | |
|-----------------|---|
| AUDIO CODEC | ALC897 7.1 Channels, High Definition Audio, Hi-Fi (Front) |
| USB | 1 x USB 3.2 (Gen2) Type-C port (1 via internal headers) 6 x USB 3.2 (Gen1) port (4 on rear I/Os and 2 via internal headers) 6 x USB 2.0 port (2 on rear I/Os and 4 via internal headers) |
| EXPANSION SLOT | AMD Ryzen 5000/3000 Series Processors 1 x PCIe 3.0 x16 Slot(x16 or x4/x4/x4/x4 mode) or AMD Ryzen 5000 G/4000 G Series Processors 1 x PCIe 3.0 x16 Slot(x16 or x8/x4/x4 mode) AMD A520 Chipset 2 x PCIe 3.0 x1 Slot * According to different CPUs will have different speeds. |
| REAR I/O | 1 x DP Port 1 x HDMI Port 1 x LAN port 4 x USB 3.2 (Gen1) Ports 2 x USB 2.0 Ports 3 x Audio Jack |
| INTERNAL I/O | 4 x SATA III (6.0Gb/s) Connectors 2 x USB 2.0 Header (each header supports 2 USB 2.0 ports) 1 x USB 3.2 (Gen1) Header (each header supports 2 USB 3.2 (Gen1) ports) 1 x USB 3.2 (Gen2) Type-C Header 1 x 8-Pin Power Connector 1 x 24-Pin Power Connector 1 x CPU Fan Connector 1 x System Fan Connector 1 x Front Panel Header 1 x Front Audio Header 1 x Internal Stereo Speaker Header 1 x Clear CMOS Header 1 x COM Port Header 1 x TPM Header |
| H/W MONITORING | CPU / System Temperature Monitoring CPU / System Fan Monitoring Smart / Manual CPU Fan Control CPU/DDR Voltage Monitoring |
| DIMENSION | Micro ATX Form Factor Dimension: 23.5cm x 20.8cm (W x L) |
| OS SUPPORT | Supports Windows 10(64bit)/ 11(64bit) *Biostar reserves the right to add or remove support for any OS with or without notice. |
| BUNDLE SOFTWARE | BullGuard |
| ACCESSORIES | 2 x SATA Cable 1 x I/O Shield 1 x DVD Driver 1 x Quick Guide 2 x M.2 Anchor |

OVERVIEW

| | |
|---|--|
|  | <h3>AMD A520 chipset</h3> <p>AMD A520 chipset provides a simple, stable platform and more than enough connectivity and bandwidth options to satisfy both demanding home users and media aficionados.</p> |
|---|--|

| | |
|---|--|
|  | <h3>HD Audio</h3> <p>Provides high quality sound with minimal loss of audio fidelity.</p> |
|  | <h3>Hi-Fi Ground</h3> <p>BIOSTAR Hi-Fi Ground (Golden Line) is noise-blocking multi-layer PCB design to isolates analog audio signals from digital sources. Unique PCB layout is ideal for exceptional clarity and high fidelity sound.</p> |
|  | <h3>Hi-Fi AMP</h3> <p>The built-in amplifier can drive major high-end headphones with over 100dB loads and offer wide band-width, low noise, high slew rate and low distortion audio source from front panel I/O. Gaming enthusiasts can enjoy a fuller range of dynamic sound with crisper details and less distortion.</p> |
|  | <h3>Smart Ear</h3> <p>Smart EAR is a windows-based audio utility which allows you to easily adjust system volume. With its user-friendly GUI, you can also increase or decrease impedance setting (Low/High Gain) to optimize your headphone performance. You can easily enjoy high-quality and awesome sound.</p> |
|  | <h3>HDMI 4K2K</h3> <p>The new 4K2K resolution enables high-definition image display with four times the resolution of full HD, 4K2K display is faithfully express bright, highly detailed content that fills the entire screen with lifelike images. Connectivity with PCs via a single HDMI cable for displaying 4K2K data.</p> |
|  | <h3>DisplayPort</h3> <p>DisplayPort is a digital display interface developed by the Video Electronics Standards Association (VESA). The interface is primarily used to connect a video source to a display device such as a computer monitor, though it can also be used to carry audio.</p> |
|  | <h3>DX12</h3> <p>DirectX 12 introduces the next version of Direct3D, the graphics API at the heart of DirectX. Direct3D is one of the most critical pieces of a game or game engine, and we've redesigned it to be faster and more efficient than ever before. Direct3D 12 enables richer scenes, more objects, and full utilization of modern GPU hardware.</p> |
|  | <h3>PCIe M.2</h3> <p>PCIe M.2 32Gb/s delivers the highest bandwidth and lower latency. It is 3 times faster compared with PCIe M.2 10Gb/s.</p> |
|  | <h3>PCIe 3.0</h3> <p>PCIe 3.0 is the ubiquitous and general-purpose PCI Express I/O standard. At 8GT/s bit rate, the interconnect performance bandwidth is doubled over PCIe 2.0, while preserving compatibility with software and mechanical interfaces.</p> |

| | |
|---|---|
|  | <h3>SATAIII 6Gbps</h3> <p>SATAIII 6Gbps provides a higher bandwidth to retrieve and transfer HD media. With this super speed data transfer, SATAIII allows an incredible data boost which is 2x faster than the SATA II.</p> |
|  | <h3>Dual DDR4</h3> <p>The primary advantages of DDR4 over DDR3, include higher module density, lower voltage requirements, coupled with higher data transfer rate.</p> |
|  | <h3>USB 3.2 Gen1 Type-A</h3> <p>USB 3.2 Gen1 delivers a compelling performance boosts and can be used to connect multiple devices without worrying about compatibility. It is capable of data transfer speeds up to 5Gbps and backwards compatible with all existing USB products.</p> |
|  | <h3>Super Durable Solid Caps</h3> <p>The best quality solid state capacitors with ultra low ESR design, the Super Durable Solid Caps doubles the lifespan.</p> |
|  | <h3>Super Durable Inductor</h3> <p>Super Durable Inductor brings the benefits of higher current capacity, lower energy loss and better power stability.</p> |
|  | <h3>Moistureproof PCB</h3> <p>The PCB will be oxidizing easily by damp or absorbed moisture, and ionic migration or CAF (Conductive Anodic Filament) will be generated. Moistureproof PCB meets high density and high reliability requirements for moisture proof.</p> |
|  | <h3>Super LAN Surge Protection</h3> <p>Super LAN Surge Protection, providing LAN port with more advanced antistatic protection capabilities by adding an integrated chip to strengthen electrical stability and prevent damage from lightning strikes and electrical surges. SLSP (Super LAN Surge Protection) series motherboard upgrades the existing system protection standards with maximum 4X protection comparing to other board makers.</p> |
|  | <h3>ESD Protection</h3> <p>ESD (Electrostatic Discharge) is the major factor to destroy the PC by electrical overstress (EOS) condition. ESD occurred by PC users when touch any devices connect to a PC, which may result in damage to the motherboard or parts. ESD protection is designed to protect the motherboard and equipment from damage by EOS.</p> |
|  | <h3>OC / OV / OH Protection</h3> <p>OC / OV / OH Protection design detects overvoltage conditions and prevents voltage surges from spreading in real time. It also actively cuts off the overvoltage supply to protect your system.</p> |

| | |
|---|--|
|  | <h3>UEFI BIOS</h3> <p>Unified Extensible Firmware Interface (UEFI) is a brand new framework that provides a revolutionary interface. It is a modern clear and easy-to-use graphical user interface. The UEFI comes with a colorful easy-understand icons lead users into the setup layer directly.</p> |
|  | <h3>BIO-Flasher</h3> <p>BIO-Flasher is a convenient BIOS update tool. Just launch this tool and put the BIOS on USB pen driver before entering the OS. You can update your BIOS with only a few clicks without preparing an additional floppy disk or other complicated flash utility.</p> |
|  | <h3>A.I FAN</h3> <p>With A.I FAN users can ensure that their gaming PC can maintain its performance while staying cool. According to different cooling needs and usage scenarios, users can control speed modes. Allows users to have more customizability of fan modes and automatically detects different temperatures to make fan operate at defined speed for optimal cooling performance.</p> |
|  | <h3>Smart Update</h3> <p>Biostar Smart Update is a utility that can help users run online update. It can download the drivers for your motherboard from Biostar official website and install them automatically.</p> |
|  | <h3>HDMI</h3> <p>The terms HDMI and HDMI High-Definition Multimedia Interface, and the HDMI Logo are trademarks or registered trademarks of HDMI Licensing Administrator, Inc. in the United States and other countries.</p> |

***The specification and pictures are subject to change without notice and the package contents may differ by area or your motherboard version!**